



Anti-GAPDH Mouse Monoclonal Antibody (2B5)

Cat #: ABL1020

Size: 50µl/200µl/200µl×5

Product Information

	Product Name: Anti-GAPDH Mouse Monoclonal Antibody (2B5)		
	Applications: WB, IHC-p, IF		Isotype: Mouse IgG1
	Reactivity: Human, Mouse, Rat, Monkey, Dog, Chicken, Rabbit, Pig, Sheep, Yeast, Hamster		
REF	Catalog Number: ABL1020	LOT	Lot Number: Refer to product label
	Formulation: Liquid solution		Concentration: 1 mg/ml
	Storage: Store at -20°C. Avoid repeated freeze / thaw cycles.		Note: Contain sodium azide.

Background: Glyceraldehyde 3-phosphate dehydrogenase (abbreviated as GAPDH or less commonly as G3PDH) is an enzyme of 37kDa that catalyzes the sixth step of glycolysis and thus serves to break down glucose for energy and carbon molecules. In addition to this long established metabolic function, GAPDH has recently been implicated in several non-metabolic processes, including transcription activation, initiation of apoptosis ER to Golgi vesicle shuttling, and fast axonal, or axoplasmic transport.

Application Notes: Optimal working dilutions should be determined experimentally by the investigator. Suggested starting dilutions are as follows: WB (1:10,000-1:100,000), IHC-P (1:400), IF (1:400).

Storage Buffer: Liquid in PBS, pH 7.4, containing 0.02% Sodium Azide as preservative and 50% Glycerol.

Storage Instructions: Stable for one year at -20°C from date of shipment. For maximum recovery of product, centrifuge the original vial after thawing and prior to removing the cap. Aliquot to avoid repeated freezing and thawing.

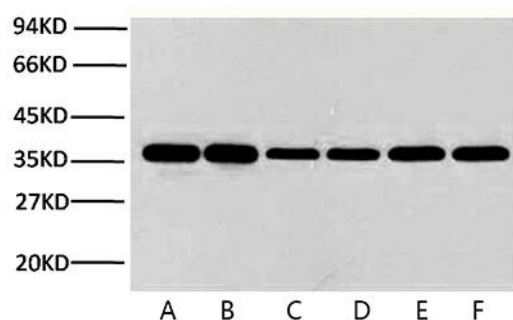


Fig. Western blot analysis (1:10000) of GAPDH expression in Rat brain (lane A), Hela cell lysate (lane B), Mouse brain (lane C), Rabbit muscle (lane D), Chicken muscle (lane E) and Pig heart (lane F) with Anti-GAPDH Mouse Monoclonal Antibody (2B5).

Note: The product listed herein is for research use only and is not intended for use in human or clinical diagnosis. Suggested applications of our products are not recommendations to use our products in violation of any patent or as a license. We cannot be responsible for patent infringements or other violations that may occur with the use of this product.